

Lesson 6: Dividing Equally

Getting Started

? Questions to Explore

- ✓ What causes change?
- ✓ How do amounts change?

📖 Facts / Definitions

- ✓ A **half** is made when a whole is divided into two equal parts.
- ✓ A **half** can be when you divide a set of objects into two equal sets.

🎯 Skills

- ✓ Use one-to-one correspondence and language such as more than, same number as, or two less than to describe relative sizes of sets of concrete objects; (M)
- ✓ Observe and record changes in size, mass, color, position, quantity, time, temperature, sound, and movement
- ✓ Separate a whole into equal parts (M)
- ✓ Recognize half of a whole (M)
- ✓ Use new vocabulary in speech and writing (LA)
- ✓ Use objects and pictures to support written and spoken ideas (LA)
- ✓ Recognize parts of a book (LA)
- ✓ Read or attempt to read own dictated story (LA)

✂️ Materials

- ✓ Large crackers or cookies
- ✓ Magazines, construction paper
- ✓ Crayons, markers
- ✓ M&Ms and Skittles
- ✓ *Dividing Into Halves*
- ✓ *Book of Halves (2 pages)*
- ✓ *Number Writing: 7-13*

Introduction

Tell your child that another way we can change something is by dividing it into parts. Give your child a cookie or cracker and ask her to divide it into parts. After she has done this, ask her how many parts she divided the cracker/cookie into.

Activities

Activity 1: Dividing into Halves

Explain that when we divide something into two equal parts we call it dividing it in half. Cut a square out of construction paper and then cut the square in half. Lay one half on top of the other to show that the two pieces are the same size. Then put the pieces back together to show the whole square.

Ask your child to take a cracker/cookie and divide it in half. If her parts are uneven explain that when you divide something in half, the two parts are the same size. Give her the page called *Dividing into Halves*. On this page she will circle the items that have been divided into halves.

Next give her 6 Skittles or M&Ms. Tell her divide these them in half. Remind her that a half is creating two equal sets. She will see the whole and then the parts.

Activity 2: Book of Halves

For the *Book of Halves* activity your child will create a book of objects/sets that can be divided in half. She can glue actual items in the book, cut them out of magazines or draw them in the book. She needs to show the object in two equal pieces/two equal sets either by cutting it with scissors after taking it from a magazine, drawing in two equal parts/sets, drawing on a separate sheet of paper and then using scissors to cut it in halves, or taking real objects and to demonstrate halves (i.e. a leaf from outside that she divides in half). She can even take pictures of objects with a digital camera or print graphics from the computer and then use scissors to cut the objects/divide the sets in halves.

On each page she will complete the sentence, *This is a whole / set of _____ divided into halves.* She can circle whether it is a whole or set. Then she will cut out the pages and staple them on the edge to create a book. She can color the cover of the book.

After your child has finished each page and cut them out. Tell her the page with the title of the book and the author is called the title page and that it always comes at the front of the book. Then let her put the pages in order according to the page numbers written on each page.

Number Writing

Practice writing the numbers 7-13.

Wrapping Up

Conclusion


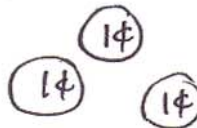
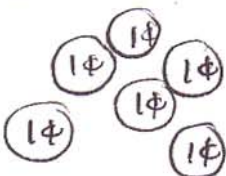



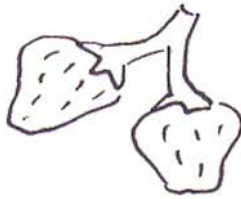


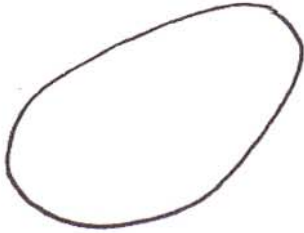
Let your child look through her book and attempt to read it aloud. Let her share it with family members.

Life Application

Look for examples of object/sets that have been divided into halves.


Circle the objects that have been divided in half.

Dividing into Halves



A Book of Halves

by _____



A whole divided in half.

This is a whole _____ divided in half. |

A set divided in half.

This is a set of _____ divided in half. 2

 Food  



This is a whole / set of _____ divided into halves. 3

 Something in Nature 



This is a whole / set of _____ divided into halves. 4

Free choice



This is a whole / set of _____ divided into halves. 5

Directions

Number Writing

